



Color Guard Procedure

Colors Reverse

Movement of Three-Man Color Guard to the Rear

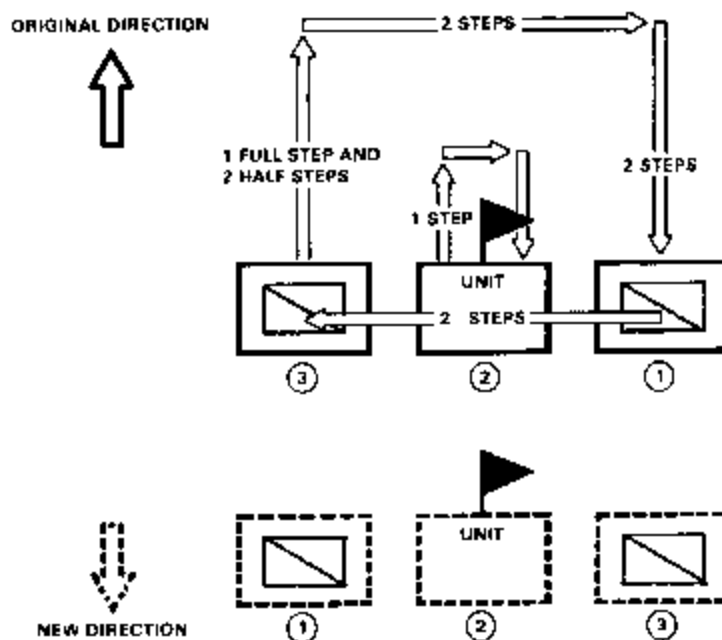
To face a three-man Color guard to the rear, the command is Colors reverse, MARCH, and each man simultaneously executes the following movements:

Number 1 faces left while marking time, takes two steps forward, and faces to the left while marking time.

Number 2 takes one full step forward, executes about face while marking time, and takes one full step in the new direction, marking time.

Number 3 takes one full step and two half steps forward, faces to the right while marking time, takes two full steps, faces to the right in marching, taking two full steps, and marks time.

When all are abreast of each other, they step off together or halt, as commanded.



Movement of Four-Man Color Guard to the Rear

To face a four-man Color guard to the rear, the command is Colors reverse, MARCH. At the command MARCH, each man simultaneously executes the following movements:

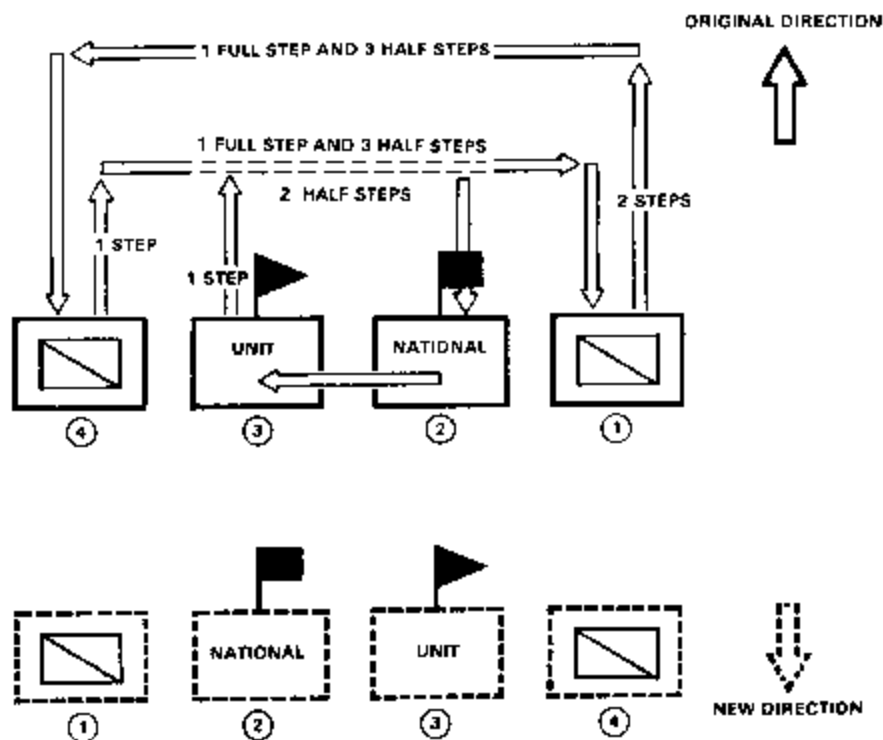
Number 1 takes two steps forward, faces to the left in marching, takes one full step and three half steps, faces to the left in marching, and takes two steps in the new direction.

Number 2 faces to the left in marching and faces to the left while marking time.

Number 3 takes one step forward, faces to the right in marching, takes two half steps, faces to the right in marching, and takes one step in the new direction.

Number 4 takes one step forward, faces to the right in marching, takes one full step and three half steps, faces to the right in marching, and takes one step forward in the new direction.

Numbers 2, 3, and 4 mark time after completing their movements until all men are abreast, then step off together or halt, as the situation dictates.



Movement of Five-Man Color Guard to the Rear

To face a five-man Color guard to the rear, the command is Colors reverse, MARCH. At the command MARCH, each man simultaneously executes the following movements:

Number 1 takes four steps forward, faces to the left in marching, takes four full steps forward, faces to the left in marching, takes four full steps in the new direction, and marks time.

Number 2 faces left while marking time, takes two steps forward, and faces to the left while marking time.

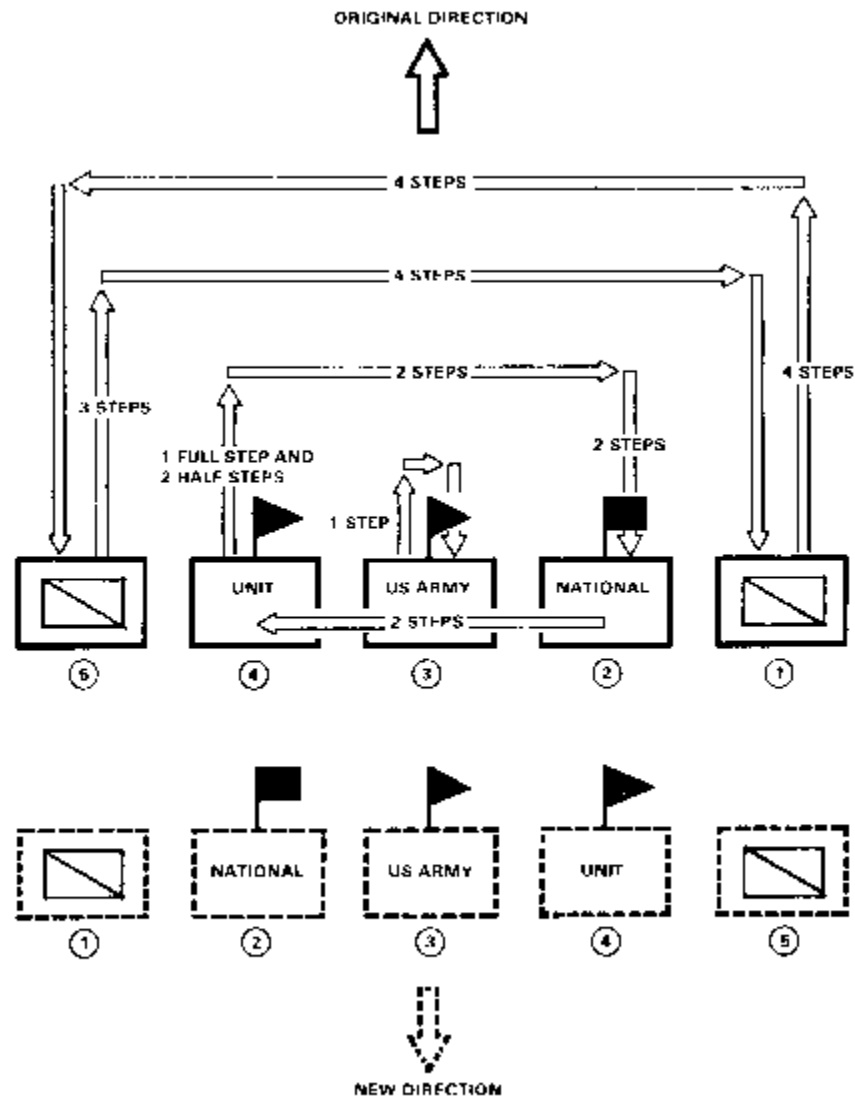
Number 3 takes one full step forward, executes about face while marking time, and takes one full step in the new direction, and marks time.

Number 4 takes one full step and two half steps, faces to the right while marching, takes two full steps, faces to the right in marching, takes two full steps, and marks time.

Number 5 takes three full steps forward, faces to the right in marching, takes four full steps forward, faces to the right in marching, takes three full steps forward, and marks time.

Numbers 2, 3, 4, and 5 mark time after completing their movements.

When all men are abreast of each other, they step off together or halt, as the situation dictates.



NOTE: *Left about* may be used in lieu of colors reverse. The command for this movement is **Left about, MARCH**. The Color sergeant is the pivot man for the movement. On the command of execution, the Color sergeant marches in place and turns to the left. Other members shorten their step and turn in an arc keeping abreast of each other and maintaining alignment. When the movement has been completed, each man marches in place until the command **HALT** or **Forward, MARCH** is given. This movement may be executed from the **HALT** or while marching.

Movement of Six-Man Color Guard to the Rear

To face a six-man Color guard to the rear, the command is Colors reverse, MARCH. At the command MARCH, each man simultaneously executes the following movements:

Number 1 takes five steps forward, faces to the left in marching, takes six full steps forward, faces to the left in marching, takes five full steps in the new direction, and marks time.

Number 2 faces left while marking time, takes three full steps forward, and faces to the left in the new direction, while marking time.

Number 3 takes two full steps forward, faces to the left while marching, takes two steps forward, faces to the left while marching, takes two full steps in the new direction, and marks time.

Number 4 takes one full step forward, faces to the right while marching, takes two half steps forward, faces to the

right in marching, takes one full step in the new direction, and marks time.

Number 5 takes three full steps forward, faces to the right in marching, takes three full steps forward, faces to the right in marching, takes three full steps in the new direction, and marks time.

Number 6 takes four full steps forward, faces to the right in marching, takes six full steps forward, faces to the right in marching, takes four full steps in the new direction, and marks time.

Numbers 2, 3, 4, 5, and 6 mark time after completing their movement.

When all men are abreast of each other, they step off together or halt, as the situation dictates (Figure 9-23).

